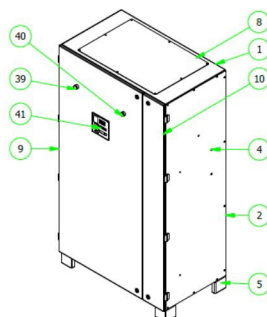
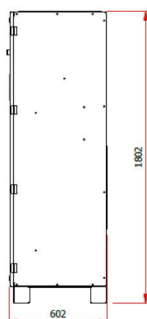
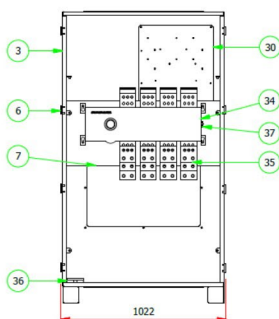


ATS2 2000A

Rated 2000 A

Height (mm)	Width (mm)	Depth (mm)	Weight (kg)
1802	1022	602	TBA



1	ATP Box assembly
2	ATP Box backplate
3	ATP Box LHS
4	ATP Box RHS
5	ATP Box foot
6	Flush hinge
7	ATP Box breaker bracket
8	Gland plate
9	ATP Box assembly
10	ATP Box assembly
30	ATS Back plate
34	Motorised switch
35	Copper assembly
36	Stand off insulator
37	Aux contacts
39	LED Green
40	LED Red
41	ATS Controller

ATS2 2000A Features:



- Full AMF (automatic mains failure) operation
- Automatic and manual operation for increased reliability
- Motorised transfer switch with fast transfer times between genset and utility power (no contactors, so immunity to problems such as contactor coil failure)
- Digital ATSc controller is pre-programmed for ease of commissioning on installation, with the ability to customise if required
- Test generator on load or off load from the ATSc Controller
- Robust Metal Housing, IP44 as standard
- Highly visible LED clusters to indicate generator (red LED) or utility on load (green LED)
- More space for cable terminations, as standard
- Top and bottom cable entry for ease of installation, as standard

ATSc Controller Features:

- AMF operation
- Manual/auto mode
- Test on load/ off load facility
- 3 phase voltage metering/ monitoring and frequency metering/ monitoring on mains and generator (True RMS voltage sensing, Class 1 accuracy)
- Mains phase rotation
- Adjustable timers and transfer counter
- Manual re-transfer back to mains, available if required
- 15 entry event log
- Can be programmed via PC or from the front panel
- Communication RJ45 module fitted as standard for remote monitoring (RS232 connection available for RC4 option) - refer to remote comms product flyer
- 3 digital inputs and 3 freely configurable digital output

